



1079/EFC Installation




3800 TWIN 8200 A/S INJ. & DET. LOCATION & ORIENTATION

NOTE: DETECTORS MOUNTED IN LOCATION
CLOSEST TO PNEUMATICS COMPARTMENT.


INJ. POSITION 1 & 4



3800 TWIN 8200 A/S INJ. & DET. LOCATION & ORIENTATION



NOTE:

 BE SURE INJ. IS IN ONE OF THE (4) A/S LOCATIONS. SEE INJ. COVER FOR ALIGNMENT.




03-918532-01
VAR SEPTUM PURGE

12-901163-00
SCREW, 8-32 X 3/8" EXT.
LW 4EA. 8 TOTAL

03-925110-01
EFC TYPE 1

[CLICK HERE FOR
HEATER CONNECTION
TO J41 ON POWER BD.](#)



 03-925445-01
1079 INJECTOR W/ EFC

03-925396-01
120V HTR. CART.

03-925396-02
220V HTR. CART.

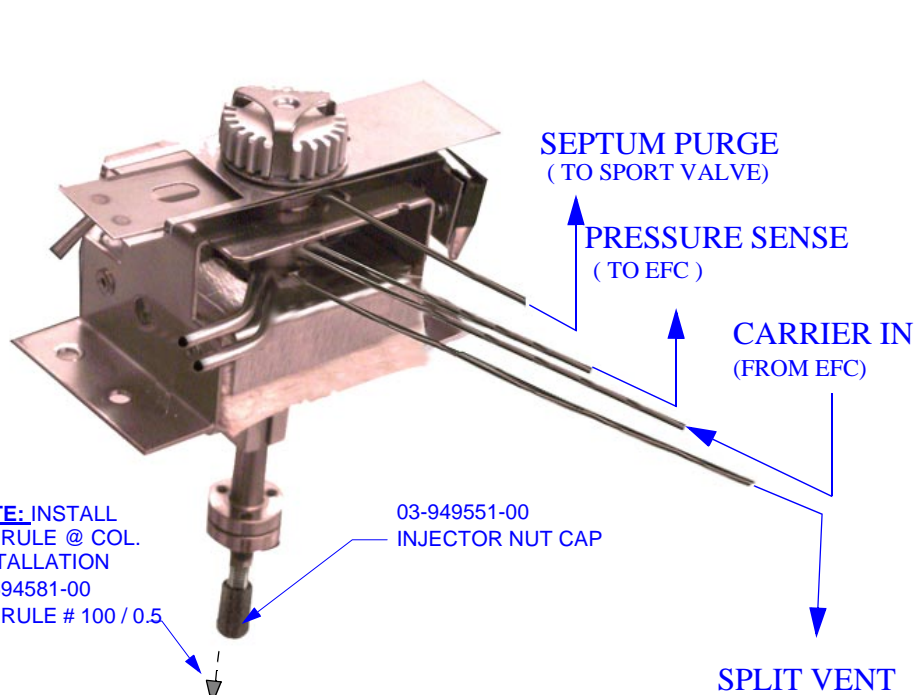
03-925396-03
101V HTR.CART.

REF.

03-925374-01
TEMPERATURE PROBE

REF.


[CLICK HERE FOR
PROBE CONNECTION
TO J7 ON MAIN BOARD](#)



NOTE: INSTALL FERRULE @ COL. INSTALLATION 28-694581-00 FERRULE # 100 / 0.5

1079 INJECTOR

CLICK HERE OR ON PICTURE TO SEE S/A EXPLOSION



EFC TYPE 1

CLICK HERE OR ON PICTURE TO SEE S/A EXPLOSION

